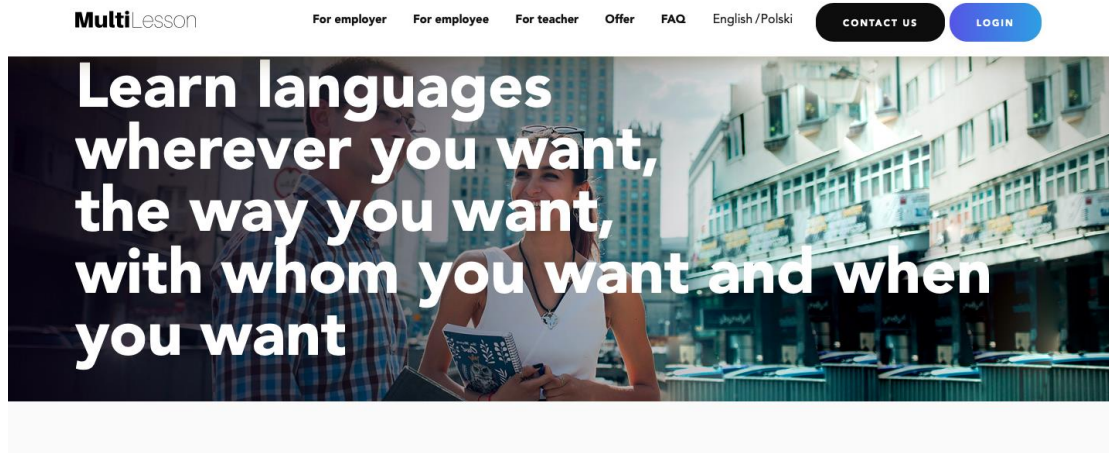
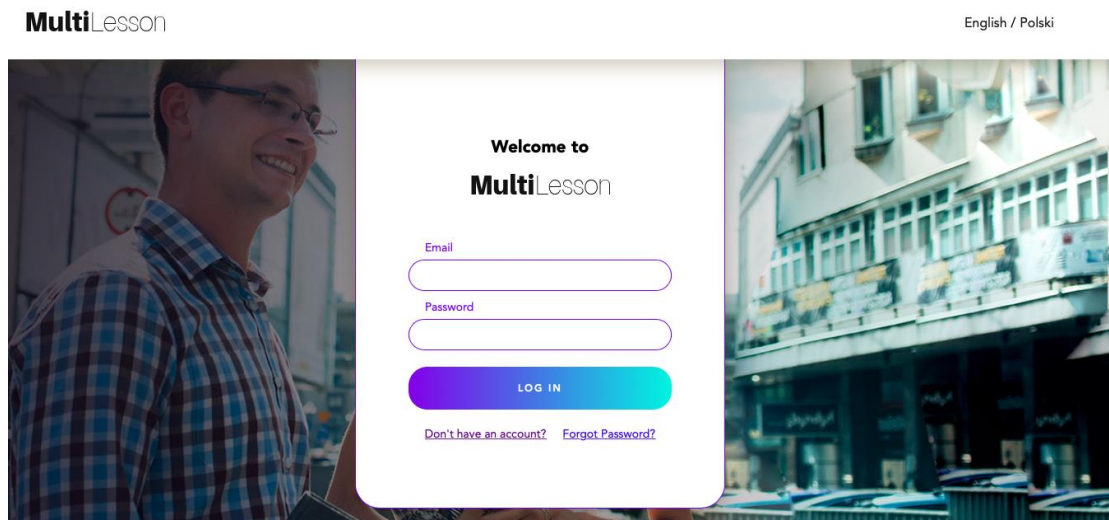


1. To register, click "LOG IN" on the home page <https://multilesson.pl/> - in the upper right corner of the page.



2. Below the fields "E-mail", "Password" and "LOG IN", there is a " Don't have an account?" button in which you must click.




3. You should fill in each field marked with \*. We recommend filling in the remaining fields, because each field increases the chance that a given Student will choose lessons with you.

The data you provide in this section is necessary for the purposes of the registration process and will be seen only by the employees dealing with the settlements of your MultiLesson payments. You will fill in the data to be seen by students in the next section


Name\*

Surname\*

Email\*

Password\* 

Verify password\*

Phone\* 

Check if the contact number can be public for Students


Date of birth\*

Sign the checkbox if the number of your age can be public

I accept [Terms of Service](#)\*


The more data you provide, the better for you. You are not required to fill in all the fields, but the information provided there may be of interest to a larger number of students

+ Add your photo



Your bio for students - description, certificates, experience, etc.

After completing your personal data, fill out the data defining the teaching profile - at what level you want to teach and where you would like the classes to take place. Based on these data, we will index data for the purpose of searching of a language teacher by students.



### Whom would you like to teach?

---

- children - kindergarten (4-6 years)
- children - early school (grades I-III)
- children - school (grades IV-VIII)
- youth
- adults

### Where would you like to teach?

---

- at the teacher's or in a designated place (eg a café)
- at the student's place close to the teacher's place
- Skype - video
- Skype - phone call

### Which language would you like to teach

---

[+ add language](#)



The key area is to define what languages you want to teach. After clicking "choose language", you will be given a choice of language, level of education (from which to what level you want to study) and possible specialization (you can choose any number of specializations). **If you want to choose another language (because you teach more than one)**, click "choose language" again and check the parameters in the same way as before. Please also remember the possibility of teaching Polish foreigners (including those from across the eastern border) - you may have such skills, but you have not thought about them so far in the context of earning money.

Language	Levels	Specializations
<input type="radio"/> English	<input type="checkbox"/> Beginner (A1)	<input checked="" type="checkbox"/> general language
<input type="radio"/> German	<input type="checkbox"/> Pre-Intermediate (A2)	<input type="checkbox"/> business
<input type="radio"/> French	<input type="checkbox"/> Intermediate (B1)	<input type="checkbox"/> legal
<input type="radio"/> Italian	<input type="checkbox"/> Upper Intermediate (B2)	<input type="checkbox"/> medical
<input type="radio"/> Spanish	<input type="checkbox"/> Advanced (C1)	<input type="checkbox"/> military
<input type="radio"/> Russian	<input type="checkbox"/> Proficient (C2)	<input type="checkbox"/> political
<input type="radio"/> Ukrainian	<input type="checkbox"/> Native	<input type="checkbox"/> commercial
<input type="radio"/> Polish		<input type="checkbox"/> accounting
<input type="radio"/> Japanese		<input type="checkbox"/> banking
<input type="radio"/> Chinese		<input type="checkbox"/> cosmetics
<input type="radio"/> Mandarin		<input type="checkbox"/> aviation
<input type="radio"/> Portuguese		<input type="checkbox"/> physiotherapy
<input type="radio"/> Finnish		<input type="checkbox"/> construction
<input checked="" type="radio"/> Czech		<input type="checkbox"/> architecture
<input type="radio"/> Arabic		<input type="checkbox"/> technical language

The last area to be filled in is data related to social media profiles that you can use to promote your profile. However, this is not a required area, but only an option that you can use.

### Links to your social networks i

Facebook


LinkedIn

Youtube

Instagram

Other

Nie jestem robotem
 


  
reCAPTCHA  
Przydatność - Warunki